

THE CENTURION SMOKEBOX



"Providing smoking news and steaming interests to members and friends"

Centurion Society of Model Engineers

Kwikkie Crescent 999
Centurion Lake Ext 1
Zwartkop

 www.centuriontrains.com

 info@centuriontrains.com

 **Centurion Society of Model Engineers**
& Centurion Society of Model Engineers' Supporters Group

CSME NEWSLETTER JUNE 2025

COMMITTEE

Chairman - Leon Kamffer	082 577 7813
Vice chair. - John O'Mahony	082 809 3595
Treasurer - Ballot Marx	082 808 5783
Secretary - Norman Reyneke	082 553 7344
Committee - Carel Janse van Rensburg	076 774 9221
Committee - Francois Hanekom	083 448 2639
Committee - Neil Webb	083 243 0701
Committee - Roko Popich	078 401 2927

e-mail: lkamffer@mweb.co.za
e-mail: omahony236@gmail.com
e-mail: ballotmarx@gmail.com
e-mail: admin@centuriontrains.com
e-mail: kgtmodelbouery@gmail.com
e-mail: c.f.hanekom@gmail.com
e-mail: neilwebb52@gmail.com
e-mail: popichfam@gmail.com

Non-committee person contacts

Caretaker - Johan Swanepoel	064 520 8572
Facebook - Norman Reyneke	082 553 7344
Alarm & Website - Norman Reyneke	082 553 7344
Newsletter - Carel Janse van Rensburg	076 774 9221

e-mail: swanepoel24.js@gmail.com
e-mail: admin@centuriontrains.com
e-mail: admin@centuriontrains.com
e-mail: kgtmodelbouery@gmail.com

2025 SUBS: R500 FOR ORDINARY MEMBERS R250 FOR SENIOR MEMBERS AND STUDENTS

Official Correspondence & Newsletter

If you read this and are not receiving mail from the CSME you should contact the secretary or editor to update your details. Please ensure we are notified of any change of email address and cell phone number. Those members without email can collect a copy of the newsletter on request from the clubhouse on track day. The news letters are also distributed via the official CSME Whatsapp group.

Next Club Meetings

The committee meeting is on Saturday, 14 June 2025, the club running day on 15 June 2025, with an extra public run on Monday 16 June 2025.

Members are welcome any other time by arrangement with Swannie 064 520 8572. The gates are operational by cell phone for members. Members, please contact Norman Reyneke to be added to the gate motor list.

Chairman's Chatter

Another busy month on all fronts, good weather, lots of steam and good attendance by the public.

The Vaaljapie with its sound system is very popular, kids cannot get enough, although the loco drivers prefer the low volume mode. It is now in its permanent place on a concrete slab.

The Tuesday gang were busy finishing off storage tunnel 1 and overhauling the new ride on lawnmower. Good progress is made with the overhaul of Lizzy, with the motion complete. Next will be the springing, then fitting of the cab and tank. We are also converting the firedoor and grate to the same hold down mechanism as Teresa.

The lowbed truck is nearly complete, needs a few finishing touches like seats and the side door latches.

This club weekend is a long weekend with Monday Youth day, please come and join us for a fun weekend.

Leon

Secretary's Bit

Printed copies of the relevant form to update your details are available at the Club office. Please pop in and complete a form when next you visit the club.

The Club Library has been in a state of limbo since 2023 and numerous floods. We are pleased to announce that our newly retired member, Michael Kidson has kindly taken on the job of Librarian. He will initially be spending time getting the records up to date. If any members have borrowed books from the library in the last 2 to 3 years, kindly return same or advise Michael.

Birthday wishes go out this month to: Pierre Jacobson, Hudson Taylor, Alex Groothuizen, Andre Janse van Rensburg and a very Special Birthday wish to our distant member Jon Shaw, who turns 80 this year.

Norman

From the Editor

Thank you very much for all the contributions to this edition on **THE CENTURION SMOKE BOX**.

We have again some interesting content with members sharing what they are working on and finished off, plus activities at the club. Plus Leon's trusty **WORKSHOP GADGETS!**


We also have a new section: **LET'S FIX THIS (ANONYMOUS AUTHOR)**. Let's call it: Non Model Engineering fixes to complex Senior Model Engineering Problems, aka "**Maak n Plan**"! Please feel free to share your **LET'S FIX THIS** and I promise to publish it as an **ANONYMOUS AUTHOR** contribution.

We do not have any items for the SELL/SWOP/WANTED section, so please look around the workshop, there must be items storing dust that other members might find useful.

Carel

Invasion of the Lawleys (and other nice locos)

A treat visit in May 2025 by three generations of the Nicholl family and their stunning Lawleys with Steve Headland and his beautiful builds (I unfortunately did not get a clear photo of Steve, but he is a regular at CSME).



Workshop Gadgets - Leon Kamffer



Split Collets

A lot of times one needs to clamp a threaded part or a small diameter rod in the lathe. Having a split collet ready for the job speed things really up.

All one needs is a piece of material that the width is 2 times the thickness so when you use 2 stacked together they make as square. I typically use $\frac{1}{4}$ " by $\frac{1}{2}$ " brass, and 10mm by 20 mm bright mild steel.

Grabbing them in the 4 jaw self centering chuck(a very good investment in saving time gripping square items), machining them round and part them off. Leaving a shoulder is important as it helps locating it in the chuck for making repeat parts. Insert the 2 pieces into the chuck and drill and tap to desired thread size.

Grind a fraction of a mm off on the split line so they clamp tight. One makes them as needed, different lengths so to easily make a batch studs the same length.

One can even make special ones for example for elbows, so one can clamp it for drilling or boring and tapping. One's collection grows over the years, and it allows for fast chucking of all sorts of things and batch production of similar sized small and special items.



Seen around the Club



The Vaaljapie's permanent spot prepared and it placed into position. The photos don't show, but the front axle is supported by two columns to lift the front wheels slightly off the cement floor. This allows for the steering wheel to turn the front wheels effortlessly, to the delight of every one!

On Sundays, the Vaaljapie is permanently occupied, by girls and boys!



That red button activates the sound card that "starts" the tractor every 2 minutes on a Sunday!
(I suspect it will mysteriously disappear very soon!)

The unsung hero at CSME. The petrol operated blower does it's part every morning before a booked party, club play day or open public day. It is very effective in its duty to clear the track of twigs and leaves, especially this time of the year.



Seen around the Club



This section of paving, up to the track was relayed for improve levelling and to cover a removed three spot. Very neat indeed!



The crowd control palisades are done. Plus freshly painted safety demarcations.

Who's doing what?

Kevin May showing off his completed Oompie:



The author finished the machinist tool chest. Another 10 of these would suffice to assist organising the workshop!

Who's doing what?

From Leon's Workshop:

Progress of the X20 water tanker:



New die blocks for LIZZY:

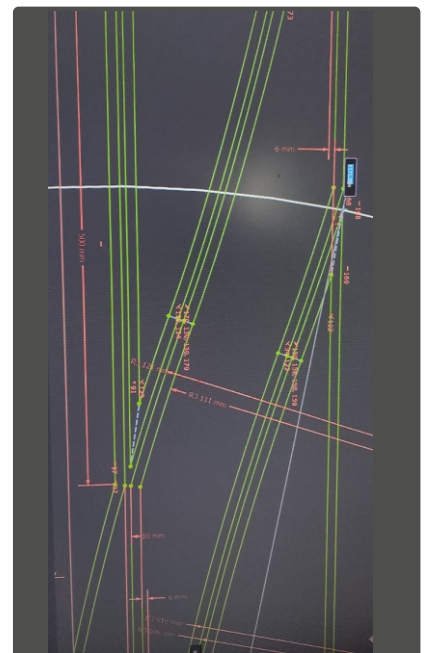



Michael Kidson's tank for his steam lorrie:



Who's doing what?

Jandre had a test fit of his Shunter build chassis on the club track, and all went very well. Looking forward to see his project run.



Jandre also busy with a 5 inch gauge point for his workshop test track.

Let's Fix This (ANONYMOUS AUTHOR!)

On a certain KAROO SAR Class 5 locomotive, the left injector, which is the prominent injector in use, has the tendency, that the overflow pipe swivel (it is loose) so that it ends up parallel to the locomotive frame. This renders it out of sight to the driver, who then cannot see at first glance whether the water is picked-up by the steam, and thus operating in the expected manor. Below is the technical drawing with bill of materials, and additional specification for this edition of **Let's Fix This** (ANONYMOUS AUTHOR!).

The photos below as proof of the complex problem solved!

